




# CHEVAL

## MANUFACTURER

### HEADER EXTENSION FOR RAPE HARVESTING



INNOVATION

- Increase of the combine forward speed up to 30%. 



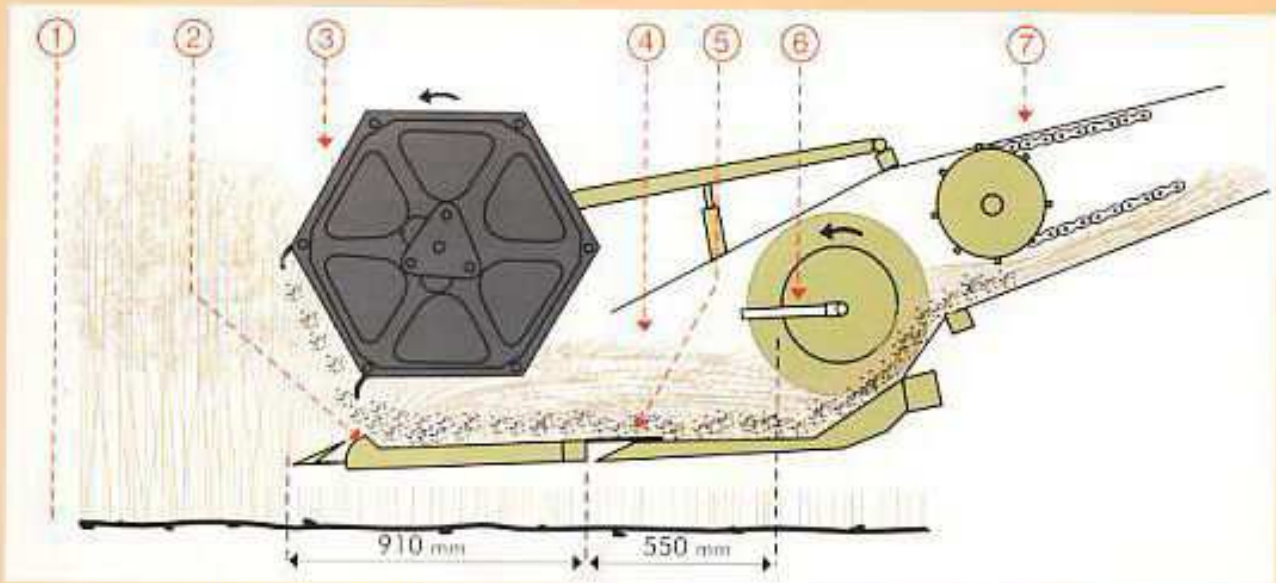
CASE IN

- From 100 to 450 pounds (50 to 200 kg) saved per hectare.



Combine with a Cheval header extension

# WORKING PRINCIPLES



- ① The double fingers of the Cheval header extension are going under the rape stalks when the crops is lying on the soil.
- ② By using the reel, rape seeds are falling onto the platform at the same time as the rap stalks are being cut.
- ③ The seeds are then all recovered reducing losses.
- ④ The crop is directed to the auger ensuring a regular and enhanced feeding.
- ⑤ Flexible sheet of metal under pressure in order to ensure strength and rapetight.
- ⑥ The full width retractable fingers and the 125 mm high flights of the auger are directing the crop to the straw elevator.
- ⑦ The cut crop is fed into the straw elevator in a smooth even flow to further enhance your New Holland combine high capacity cutting, threshing, separating and cleaning capabilities.  
**More hectares and more yield in the same harvest day.**



Header extension before fitting

- Complete guard : from both sides facilitating easy entry of the rape without shaking it.
- Quick opening for easy access and maintenance.
- Solely manufactured in our workshop with original parts from our suppliers.
- Elaborated and designed with the collaboration of our users.
- Quality equipment complying with the European Directives (CE Stamp).
- Available for all combine harvester cutterbars


Electric cable guide

Supplied belt

Adjuster : only fixing part

Part to fit onto the header

Quick electric plug



### TRANSMISSION

- With a genuine gearbox
- Guided driving belt
- Flexibility
- Strength
- Safety

Retractable divider for transport

Adjusting aim and pulley in order to fit the header extension belt

Adjusting pulley from the combine header

Header extension blade being connected to the gearbox

Genuine blade from the combine header not connected to the gearbox

Rod

### DISMANTLING

- Very quick, approximately 15 minutes.
- No alteration to do on your combine.



Example of fitting onto a CLASS combine

### MORTL - Vertical electric side knife



Well adapted position with the reel

Blade length : 1 m 35

Double blade in movement

Plastic adjuster guide

Electric motor 12 v delivered with a switch, a relay and a thermic protection

Adjustable fixations

Retractable divider : ideal for difficult crop

### OPTION



Castor wheels for transport.

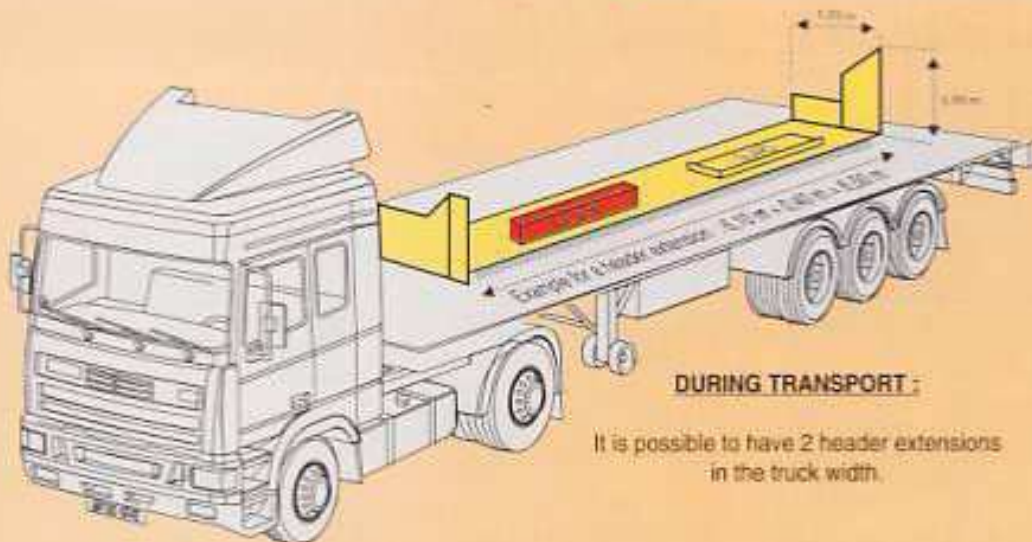


Combine at transport with a Cheval header extension

**DURING TRANSPORT**



## SITUATION MAP



**DURING TRANSPORT :**

It is possible to have 2 header extensions  
in the truck width.

img:STANHOSE - BUS3 ETAIN - R&D/11-11



**CONTACT :** Florent CARÉ Esq. **CHEVAL S.A.** - CHAUVONCOURT - 55300 SAINT-MIHIEL - FRANCE  
 Tél. : 00 333 29 89 05 88 - Fax : 00 333 29 89 19 19 - Mobile : 00 33 608 99 54 27  
 E-Mail : groupe-cheval@wanadoo.fr - Web : www.cheval-sa.com